



UPDATED Notice of Work- Window Infiltration Testing

To: Capitol Building

From: Oregon State Capitol Renovation (OSCR) Team

Date: July 16, 2014

The following OSCR project team members will be working In the Capitol:

- Several representatives from JE Dunn, QED Lab and Capitol Facility Services.

Date and Time of Work:

- Monday, July 14th, 2014 through Tuesday, August 5th, 2014
- Between the hours of 7:00 a.m. and 6:00 p.m. daily
- **Please note the schedule changes in the schedule below**

**** Please see the attached calendar for specific dates and locations of work ****

Location of work:

- **14 windows will be tested at various locations.**

**** Please see the attached plan for specific locations of testing ****

Work to be performed:

- The team will be conducting a window infiltration test at 14 window locations throughout the building.
- At each window location outlined on the plan, the project team will be attaching a seal and air compressor to create a vacuum for measuring air leakage.
- The team is estimating that the testing will take approximately 3-4 hours at each location, including set up and take down of the equipment.
- A Capitol Facility Services representative will be escorting the team while they are performing the testing.

Impacts:

- The compressor that will be used to test air leakage will cause a loud noise similar to an air compressor that you may plug into your car. The compressor will run intermittently during the testing but overall it is expected to run for approximately 30 minutes.

- The hallways where windows are being tested will be reduced in size to approximately 4 feet wide due to the space needed for two 8' x 2'6" tables for the team's testing equipment. **Affected hallways will remain open for building occupants to use while the work is being conducted.**
- Testing in the House Chamber and stairway leading to the dome will take approximately 3-5 days each and will require the team to set up scaffolding. Scaffolding will be set up in both locations before 8:00 a.m. on the first scheduled testing day in in each location. In the House Chamber, the team will be taking precautions to ensure damage is not done to the space including the following:
 - Using rubber backed floor mats under each foot of the scaffolding to prevent carpet damage
 - Laying an 18" plywood square on top of the mats to help distribute the weight of the scaffolding and prevent indents to the carpet. The plywood will also provide a sturdy and firm base for the scaffolding. Other protective measures will be taken at all doors and door jambs while scaffolding is being moved from one location to the next to prevent damage.

Purpose of work:

- This work is being done to gain knowledge about the volume of air leakage at each type of window. This information will help inform the mechanical design of the renovated Capitol.

It is our goal to gather the above information in the most discreet method possible. Should any questions or concerns arise in the process of the work being conducted, we welcome you to contact us in Room 354 at 503.986.1190.

Thank you,

Jessica Lacasella

Project Communications Coordinator

P: 503.986.1190 | Email: jessica.lacasella@state.or.us

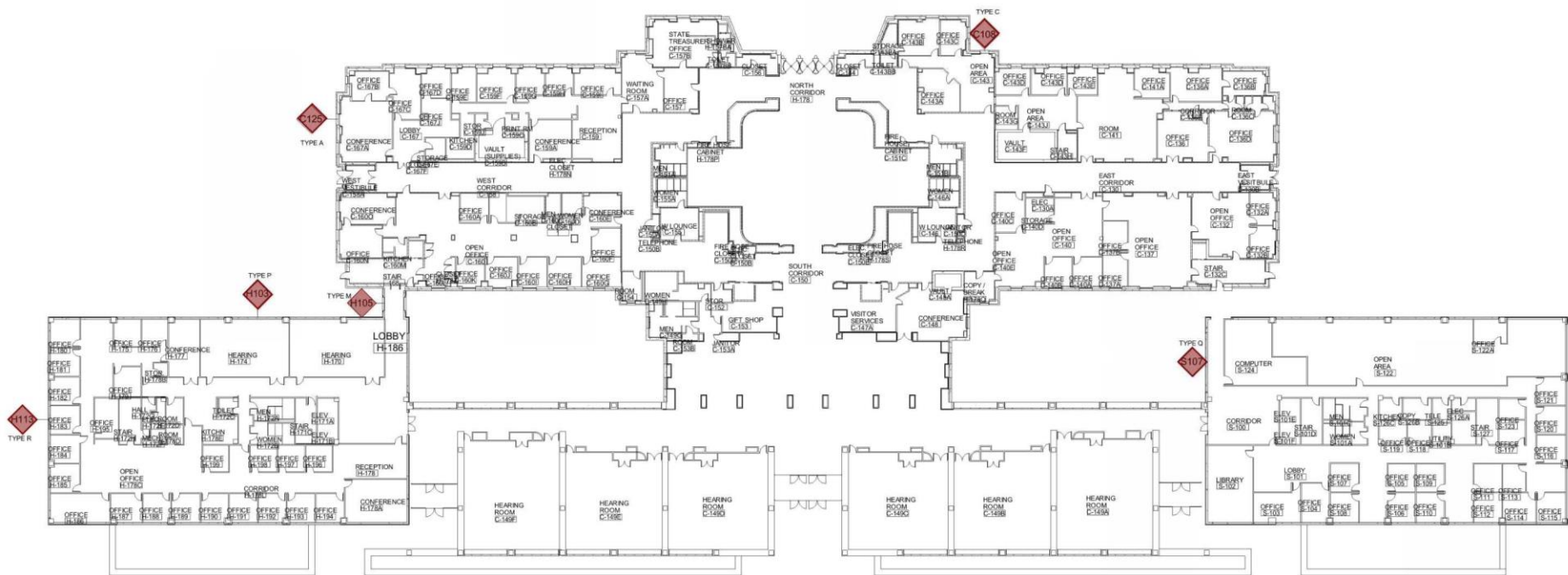
~ July 2014 ~

◀ June

August ▶

Sun	Mon	Tue	Wed	Thu	Fri	Sat
		1	2	3	4	5
6	7	8	9	10	11	12
13	14	15 Window Testing Precon	16 Test window in House Kitchen, 4th floor Test window in House Stairwell 4th floor Install Scaffold in House Chamber & Dome stairwell	17 Remove Drapes at window in House Chamber Test window in House Chamber 309	18	19
20	21 Reinstall Drapes in House Chamber Test window in Senate Chambers, 2nd floor Test window in Dome Stairwell	22 Test window Senate Stairwell 2nd floor Remove Scaffold in House Chamber	23	24	25	26
27	28 Test window in Dome Stairwell Test window in Office 143	29 Test window in Hallway Senate, 1st floor	30	31 Test window in Conference room 167A	Notes:	

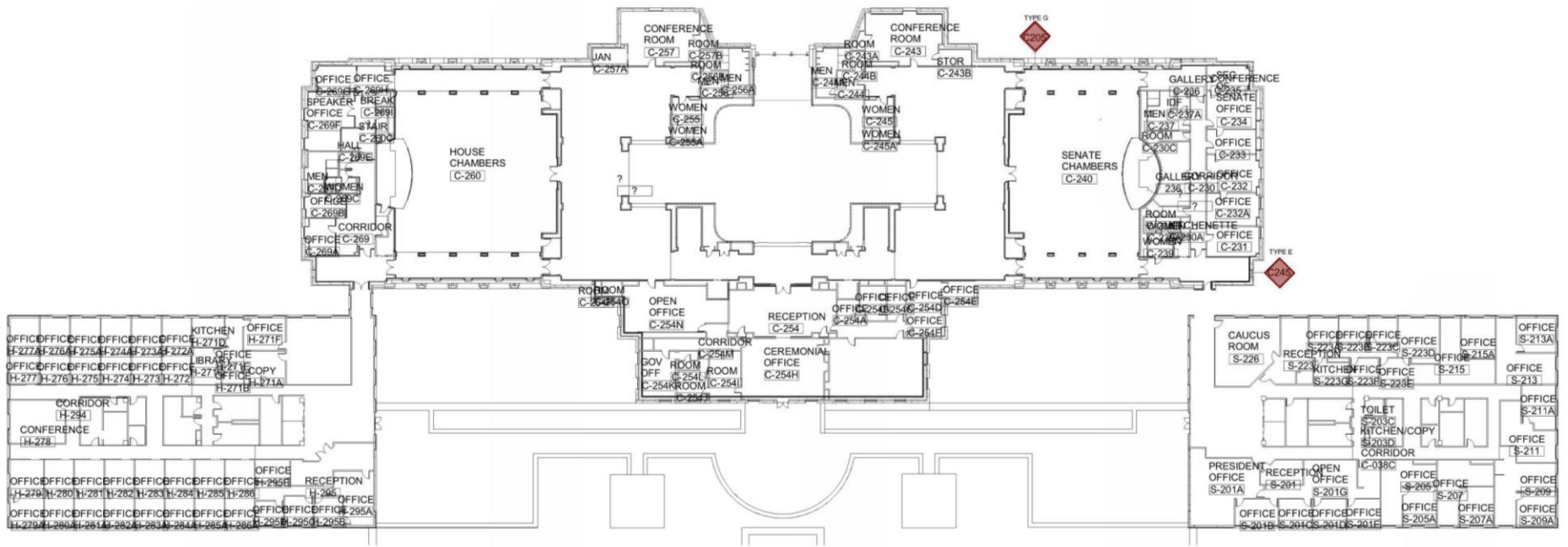
~ August 2014 ~						
◀ July						September ▶
Sun	Mon	Tue	Wed	Thu	Fri	Sat
					1	2
3	4 Test window in Senate Lounge 434	5 Test window in Hearing room H 103 Test window in House Hallway 1st floor	6 Test window in Office H183	7	8	9
10	11	12	13	14	15	16
17	18	19	20	21	22	23
24	25	26	27	28	29	30



WINDOW TESTING LOCATIONS FLOOR 1
OREGON STATE CAPITOL

1

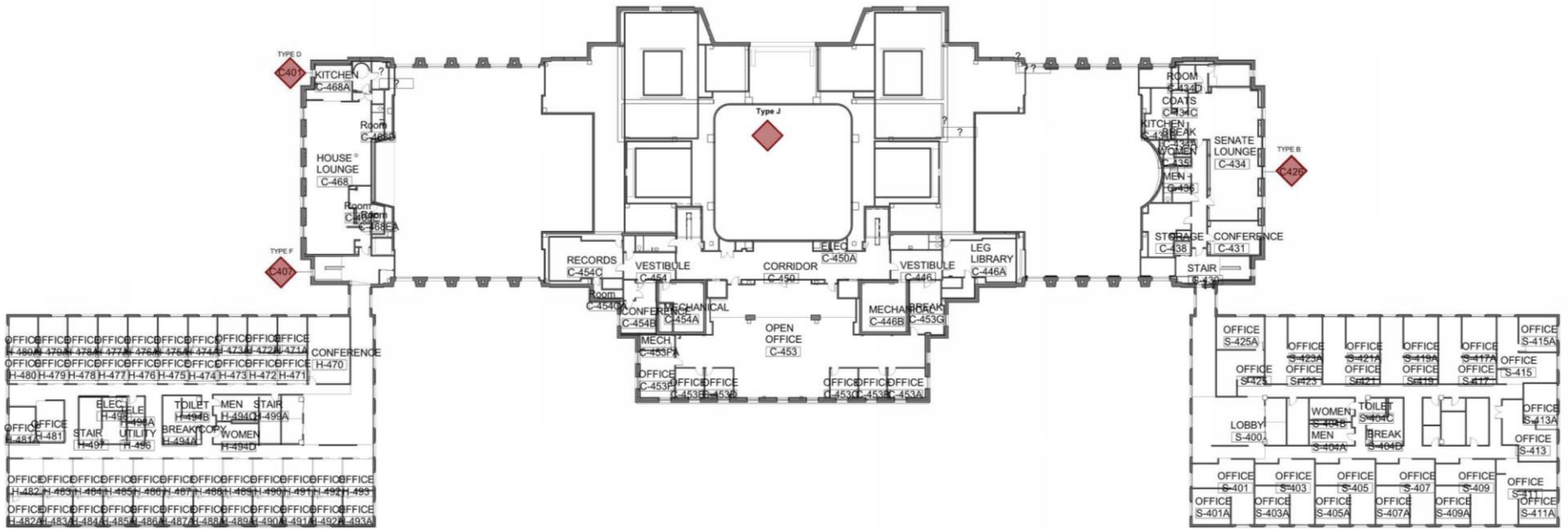




WINDOW TESTING LOCATIONS FLOOR 2
OREGON STATE CAPITOL

2





1 COMPOSITE PLAN LEVEL 4
 Z11 1/32" = 1'-0"

WINDOW TESTING LOCATIONS FLOOR 4
OREGON STATE CAPITOL

